


Lockable Drop Down Loft Access Door

CODE **GL251**

Description

The GL251 lockable drop down loft door is an innovative solution to the need for energy efficient loft space access for use in shared accommodation, offering a cost effective alternative to traditional means of access. The unobtrusive design coupled with sleek, contemporary styling makes the door an ideal match for modern decors. It is supplied with a key lock for additional security.

The revolutionary design of the multi-point catch mechanism means that the GL251 door can maintain a more effective draught seal around the entire accessible opening, helping to meet the air leakage requirements of Part L of the Building Regulations and preventing the problem of moist warm air entering the roof space causing condensation and heat loss issues.



Supplied with a key lock

Features - Overview

- Door and frame are fully draught sealed.
- Seals supported by 12 perimeter catches.
- Sliding door catch operated from a single point.
- All hinge, catch and fixing geometry is located outside of the seal, providing no air leakage paths.
- Hinge detail hidden when door is locked.
- Hinge pivot is positioned to maximise opening.
- Innovative design of the hinge makes the door fully removable in seconds.
- Screws fix up into timbers, for fast and simple installation and optimum pressure on frame seal.
- Fully insulated door panel.
- Operated by hand via the key lock.
- Suitable for use with loft ladders.

Product Specifications

Colour	White
Packing Details	Individually packaged in a polythene bag and cardboard box
Box Weight	4.91 kg
Material	High Impact Polystyrene
Manufacturing Process	Injection Moulded
Draught Seals	Expanded Polyurethane
Insulation	50mm Expanded Polystyrene

MANTHORPE BUILDING PRODUCTS LTD
 MANTHORPE HOUSE
 BRITAIN DRIVE
 CODNOR GATE BUSINESS PARK
 RIPLEY
 DERBYSHIRE DE5 3ND

TEL: 01773 303 000
 FAX: 01773 303 300
 EMAIL: mbp.care@manthorpebp.co.uk
 WEB: www.manthorpebp.co.uk

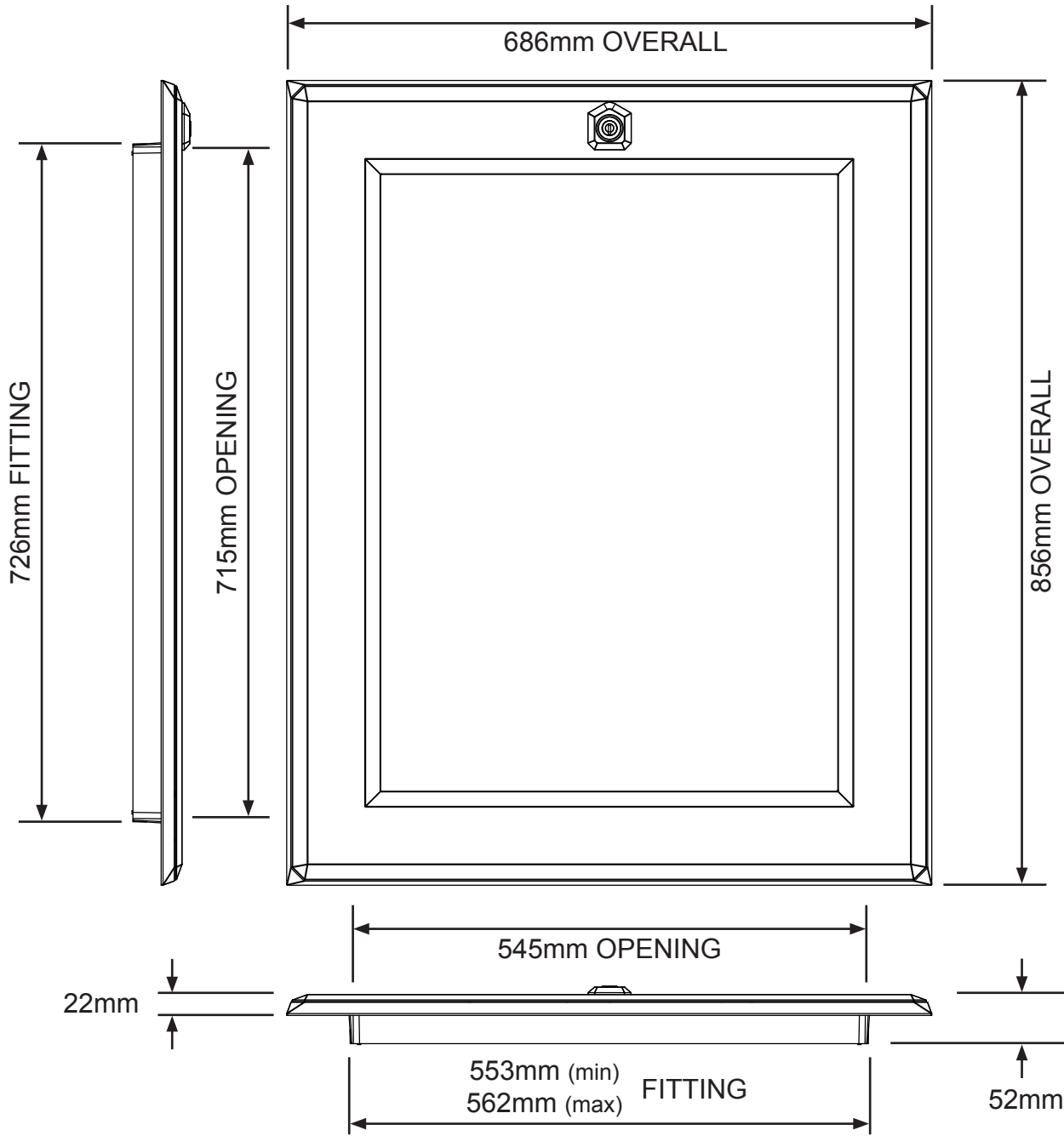
DRN B.H. Date 19.06.19
 The company maintains a policy of continuous development of its product range and reserves the right to amend the specification without notice.

DRG No
MBP 8303

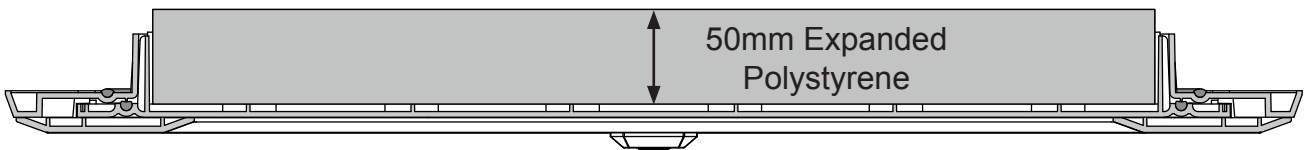
Issue
B
 1 of 3

Lockable Drop Down Loft Access Door

CODE **GL251**



Door Insulation



MANTHORPE BUILDING PRODUCTS LTD
 MANTHORPE HOUSE
 BRITAIN DRIVE
 CODNOR GATE BUSINESS PARK
 RIPLEY
 DERBYSHIRE DE5 3ND

TEL: 01773 303 000
 FAX: 01773 303 300
 EMAIL: mbp.care@manthorpebp.co.uk
 WEB: www.manthorpebp.co.uk

DRN B.H. Date 19.06.19

The company maintains a policy of continuous development of its product range and reserves the right to amend the specification without notice.

DRG No

MBP 8303

Issue

B

2 of 3

Lockable Drop Down Loft Access Door

CODE **GL251**

Features - Explained

Many drop down hatches suffer from ‘sagging’ over time, a problem that can cause the middle of the door to bow away from the draught seal, creating an air leakage path. To prevent this issue, the GL251 door has 12 independent catch points located around the perimeter of the frame, operated from a single position with a unique sliding mechanism.

With the sliding cover replacing a conventional twist action locking mechanisms on the door, all of the hinge, catch and fixing geometry has been carefully located outside of the draught seal, meaning that there are no holes through the door that could pose an air leakage risk. When the cover is located in the fully closed position it also completely conceals the hinge detail.

The positioning of the doors pivot point is intended to maximise the accessible area available to the user when the door is open and the pioneering hinge design allows for it to be fully removed from the frame quickly and easily for simpler installation and better access with larger insulation options. The fixings for the frame also screw directly up into the ceiling for easier installation, also providing pressure in the optimum direction for the frame to ceiling seal.

The back of the door has been optimised to increase the amount of space available for insulation, allowing the 50mm of expanded polystyrene to cover a greater area within the structural opening to create a better thermal barrier.

The door is unlocked by hand using the key supplied, once unlocked the key can then be used to slide open the catch mechanism. The door can also be used in conjunction with the GLL256 and GLL257 loft ladders.

Environmental & Air Leakage Assessment

The expanded polystyrene insulation used on the back of the GL251 door has a Global Warming Potential (GWP) of less than 5. The insulation is also CFC/HCFC-free with an Ozone Depletion Potential (ODP) of zero.

The effectiveness of the draught seals on the GL251 have been independently tested by the BRE in accordance with BS EN 13141-1:2004 (test report no. 283-506). The door exceeds the requirements for a “Well Sealed Ceiling” as detailed in BS 5250 with an air leakage rate below 1m³/h at a pressure differential of 2 Pa. This door also meets the Building Regulations Part L ‘reasonable limit’ for the design air permeability of buildings with a rate of less than 10m³/h.m² at 50Pa.

References

Author	Publication
BSI	BS 5250: Control of condensation in buildings. BS 9250: Design of the airtightness of ceilings in pitched roofs.
Building Regulations	Approved Document L1 & L2: Conservation of fuel and power.
DEFRA	Robust Details
NHBC Standards	Technical Guidance 7.2: Pitched Roofs.
BRE	Digest Report 262: Thermal Insulation: Avoiding Risks. Digest Report 443: Conventions for U-Value calculations.

MANTHORPE BUILDING PRODUCTS LTD
MANTHORPE HOUSE
BRITTAIN DRIVE
CODNOR GATE BUSINESS PARK
RIPLEY
DERBYSHIRE DE5 3ND

TEL: 01773 303 000
FAX: 01773 303 300
EMAIL:
mbp.care@manthorpebp.co.uk
WEB
www.manthorpebp.co.uk

DRN B.H.

Date 19.06.19

DRG No

Issue

The company maintains a policy of continuous development of its product range and reserves the right to amend the specification without notice.

MBP 8303

B

3 of 3